



BICYCLING MEANS BUSINESS RHODE ISLAND - 2

FEDERAL INVESTMENT IN RHODE ISLAND

\$4,099,905

AVERAGE ANNUAL FUNDS FROM TRANSPORTATION ENHANCEMENTS,
SAFE ROUTES TO SCHOOL, AND RECREATIONAL TRAILS

AVERAGE BIKING AND WALKING
PROJECTS PER YEAR » **21**

RETURN ON INVESTMENT FOR RHODE ISLAND

\$26,490,000

ANNUAL GROSS INCOME FROM BICYCLE RETAIL STORES

JOB » **264**

“Cities that make a commitment
to walkable and bikeable living are
healthier cities, with a more dynamic
and engaged quality of life.”

- Providence Mayor Angel Taveras

RETURN ON INVESTMENT FOR RHODE ISLAND - 2

\$8,290,000

ANNUAL GROSS INCOME FROM BICYCLE RETAIL STORES

JOB » **156**

EXAMPLES OF BICYCLE FRIENDLY RHODE ISLAND

U.S. Open Cycling Foundation

**WILL YOU VISIT A LOCAL PROJECT THAT'S MAKING
OUR COMMUNITY BIKE FRIENDLY?**

Learn more at WWW.BIKELEAGUE.ORG

TOWARD ZERO DEATHS – FIXING A SAFETY BLINDSPOT

WILL YOU SUPPORT A NATIONAL PERFORMANCE MEASURE TO REDUCE BICYCLIST AND PEDESTRIAN DEATHS?

FATALITIES VS. SAFETY SPENDING



SOURCE FOR ROADWAY FATALITIES: FARS DATA 2008-2011 SOURCE FOR HSIP SPENT ON B/P: FMIS DATA 2008-2011

PERCENT CHANGE IN FATALITIES 2010-2011



THE PROBLEM

The number of people killed on our nation's roads has fallen dramatically in recent years – 37,423 in 2008 to 32,367 in 2011. But this movement Toward Zero Deaths has a significant blindspot: The number of bicyclist and pedestrian deaths is on the rise.

Pedestrian and bicyclist fatalities have increased from 12% of all roadway deaths in 2008 to almost 16% in 2011.

Even as the number of fatalities has increased, the attention to bicycle and pedestrian safety has not. Less than 0.5% of federal Highway Safety Funds are spent improving bicyclist and pedestrian safety. Currently, there is no incentive or guidance given to states to reduce the annual toll of 5,000 pedestrian and cyclist deaths.

THE SOLUTION

MAP-21, the new transportation law, provides a solution. The U.S. Department of Transportation must set safety performance measures for reducing fatalities and serious injuries. We believe the U.S. Department of Transportation should set a national performance goal to reduce bicyclist and pedestrian fatalities. These performance measures will allow maximum flexibility to state and local governments to achieve those goals.

“There is now growing evidence to suggest that cities with higher bicycling rates also have better road safety records.”

— Wesley E. Marshall, Department of Civil Engineering at University of Colorado-Denver, and Norman W. Garrick, Department of Civil & Environmental Engineering at the University of Connecticut.



BICYCLING MEANS BUSINESS SOUTH CAROLINA - 1

FEDERAL INVESTMENT IN SOUTH CAROLINA

\$6,887,144

AVERAGE ANNUAL FUNDS FROM TRANSPORTATION ENHANCEMENTS,
SAFE ROUTES TO SCHOOL, AND RECREATIONAL TRAILS

AVERAGE BIKING AND WALKING
PROJECTS PER YEAR » **42**

RETURN ON INVESTMENT FOR SOUTH CAROLINA

\$52,730,000

ANNUAL GROSS INCOME FROM BICYCLE RETAIL STORES

JOBS » **1,037**

“Receiving this [Bicycle Friendly Community] designation... is not only a tremendous honor, but a testament to Rock Hill’s commitment to providing the highest quality of life for all citizens.”

- Rock Hill Mayor Doug Echols

RETURN ON INVESTMENT FOR SOUTH CAROLINA - 1

\$17,080,000

ANNUAL GROSS INCOME FROM BICYCLE RETAIL STORES

JOBS » **261**

EXAMPLES OF BICYCLE FRIENDLY SOUTH CAROLINA

Columbia
Greenville
Rock Hill
Spartanburg

Charleston
Hilton Head Island
Bees Ferry Veterinary Hospital
Fluor

Swamp Rabbit Cafe and Grocery
Caine Halter Family YMCA
Charleston Civic Design Center
Mary Black Foundation

The Hawley Company
TTR Bikes
Upstate Forever

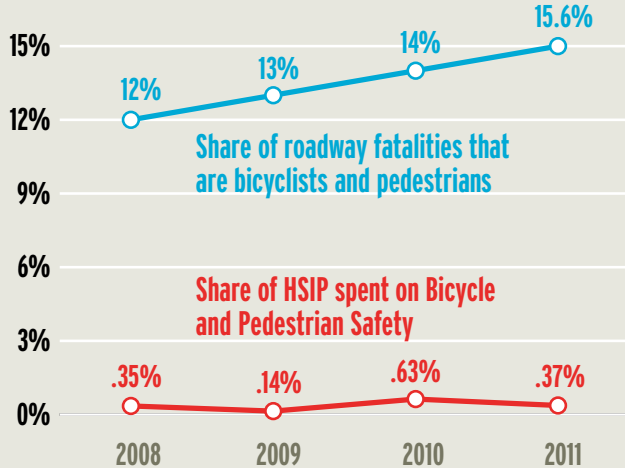
**WILL YOU VISIT A LOCAL PROJECT THAT'S MAKING
OUR COMMUNITY BIKE FRIENDLY?**

Learn more at WWW.BIKELEAGUE.ORG

TOWARD ZERO DEATHS – FIXING A SAFETY BLINDSPOT

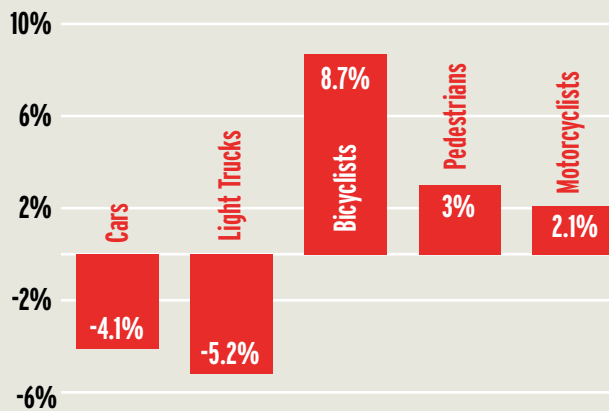
WILL YOU SUPPORT A NATIONAL PERFORMANCE MEASURE TO REDUCE BICYCLIST AND PEDESTRIAN DEATHS?

FATALITIES VS. SAFETY SPENDING



SOURCE FOR ROADWAY FATALITIES: FARS DATA 2008-2011 SOURCE FOR HSIP SPENT ON B/P: FMIS DATA 2008-2011

PERCENT CHANGE IN FATALITIES 2010-2011



THE PROBLEM

The number of people killed on our nation's roads has fallen dramatically in recent years – 37,423 in 2008 to 32,367 in 2011. But this movement Toward Zero Deaths has a significant blindspot: The number of bicyclist and pedestrian deaths is on the rise.

Pedestrian and bicyclist fatalities have increased from 12% of all roadway deaths in 2008 to almost 16% in 2011.

Even as the number of fatalities has increased, the attention to bicycle and pedestrian safety has not. Less than 0.5% of federal Highway Safety Funds are spent improving bicyclist and pedestrian safety. Currently, there is no incentive or guidance given to states to reduce the annual toll of 5,000 pedestrian and cyclist deaths.

THE SOLUTION

MAP-21, the new transportation law, provides a solution. The U.S. Department of Transportation must set safety performance measures for reducing fatalities and serious injuries. We believe the U.S. Department of Transportation should set a national performance goal to reduce bicyclist and pedestrian fatalities. These performance measures will allow maximum flexibility to state and local governments to achieve those goals.

“There is now growing evidence to suggest that cities with higher bicycling rates also have better road safety records.”

— Wesley E. Marshall, Department of Civil Engineering at University of Colorado-Denver, and Norman W. Garrick, Department of Civil & Environmental Engineering at the University of Connecticut.



BICYCLING MEANS BUSINESS SOUTH CAROLINA - 2

FEDERAL INVESTMENT IN SOUTH CAROLINA

\$6,887,144

AVERAGE ANNUAL FUNDS FROM TRANSPORTATION ENHANCEMENTS,
SAFE ROUTES TO SCHOOL, AND RECREATIONAL TRAILS

AVERAGE BIKING AND WALKING
PROJECTS PER YEAR » **42**

RETURN ON INVESTMENT FOR SOUTH CAROLINA

\$52,730,000

ANNUAL GROSS INCOME FROM BICYCLE RETAIL STORES

JOBS » **1,037**

“Receiving this [Bicycle Friendly Community] designation... is not only a tremendous honor, but a testament to Rock Hill’s commitment to providing the highest quality of life for all citizens.”

- Rock Hill Mayor Doug Echols

RETURN ON INVESTMENT FOR SOUTH CAROLINA - 2

\$7,270,000

ANNUAL GROSS INCOME FROM BICYCLE RETAIL STORES

JOBS » **132**

EXAMPLES OF BICYCLE FRIENDLY SOUTH CAROLINA

Columbia
Greenville
Rock Hill
Spartanburg

Charleston
Hilton Head Island
Bees Ferry Veterinary Hospital
Fluor

Swamp Rabbit Cafe and Grocery
Caine Halter Family YMCA
Charleston Civic Design Center
Mary Black Foundation

The Hawley Company
TTR Bikes
Upstate Forever

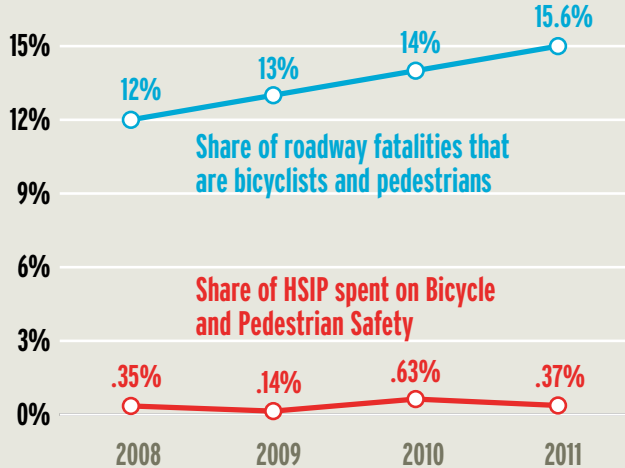
**WILL YOU VISIT A LOCAL PROJECT THAT'S MAKING
OUR COMMUNITY BIKE FRIENDLY?**

Learn more at WWW.BIKELEAGUE.ORG

TOWARD ZERO DEATHS – FIXING A SAFETY BLINDSPOT

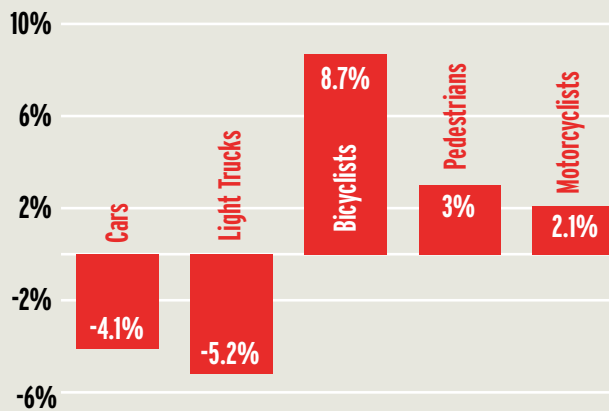
WILL YOU SUPPORT A NATIONAL PERFORMANCE MEASURE TO REDUCE BICYCLIST AND PEDESTRIAN DEATHS?

FATALITIES VS. SAFETY SPENDING



SOURCE FOR ROADWAY FATALITIES: FARS DATA 2008-2011 SOURCE FOR HSIP SPENT ON B/P: FMIS DATA 2008-2011

PERCENT CHANGE IN FATALITIES 2010-2011



THE PROBLEM

The number of people killed on our nation's roads has fallen dramatically in recent years – 37,423 in 2008 to 32,367 in 2011. But this movement Toward Zero Deaths has a significant blindspot: The number of bicyclist and pedestrian deaths is on the rise.

Pedestrian and bicyclist fatalities have increased from 12% of all roadway deaths in 2008 to almost 16% in 2011.

Even as the number of fatalities has increased, the attention to bicycle and pedestrian safety has not. Less than 0.5% of federal Highway Safety Funds are spent improving bicyclist and pedestrian safety. Currently, there is no incentive or guidance given to states to reduce the annual toll of 5,000 pedestrian and cyclist deaths.

THE SOLUTION

MAP-21, the new transportation law, provides a solution. The U.S. Department of Transportation must set safety performance measures for reducing fatalities and serious injuries. We believe the U.S. Department of Transportation should set a national performance goal to reduce bicyclist and pedestrian fatalities. These performance measures will allow maximum flexibility to state and local governments to achieve those goals.

“There is now growing evidence to suggest that cities with higher bicycling rates also have better road safety records.”

— Wesley E. Marshall, Department of Civil Engineering at University of Colorado-Denver, and Norman W. Garrick, Department of Civil & Environmental Engineering at the University of Connecticut.



BICYCLING MEANS BUSINESS SOUTH CAROLINA - 3

FEDERAL INVESTMENT IN SOUTH CAROLINA

\$6,887,144

AVERAGE ANNUAL FUNDS FROM TRANSPORTATION ENHANCEMENTS,
SAFE ROUTES TO SCHOOL, AND RECREATIONAL TRAILS

AVERAGE BIKING AND WALKING
PROJECTS PER YEAR » **42**

RETURN ON INVESTMENT FOR SOUTH CAROLINA

\$52,730,000

ANNUAL GROSS INCOME FROM BICYCLE RETAIL STORES

JOBS » **1,037**

“Receiving this [Bicycle Friendly Community] designation... is not only a tremendous honor, but a testament to Rock Hill’s commitment to providing the highest quality of life for all citizens.”

- Rock Hill Mayor Doug Echols

RETURN ON INVESTMENT FOR SOUTH CAROLINA - 3

\$3,580,000

ANNUAL GROSS INCOME FROM BICYCLE RETAIL STORES

JOBS » **98**

EXAMPLES OF BICYCLE FRIENDLY SOUTH CAROLINA

Columbia
Greenville
Rock Hill
Spartanburg

Charleston
Hilton Head Island
Bees Ferry Veterinary Hospital
Fluor

Swamp Rabbit Cafe and Grocery
Caine Halter Family YMCA
Charleston Civic Design Center
Mary Black Foundation

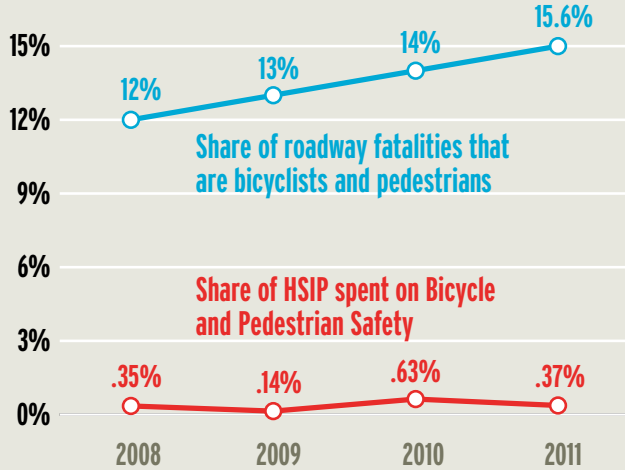
The Hawley Company
TTR Bikes
Upstate Forever

**WILL YOU VISIT A LOCAL PROJECT THAT'S MAKING
OUR COMMUNITY BIKE FRIENDLY?**

TOWARD ZERO DEATHS – FIXING A SAFETY BLINDSPOT

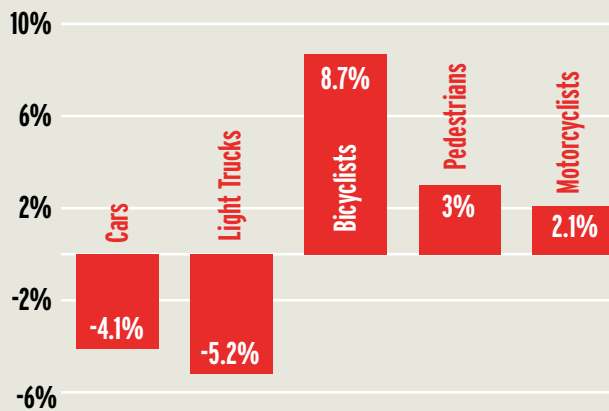
WILL YOU SUPPORT A NATIONAL PERFORMANCE MEASURE TO REDUCE BICYCLIST AND PEDESTRIAN DEATHS?

FATALITIES VS. SAFETY SPENDING



SOURCE FOR ROADWAY FATALITIES: FARS DATA 2008-2011 SOURCE FOR HSIP SPENT ON B/P: FMIS DATA 2008-2011

PERCENT CHANGE IN FATALITIES 2010-2011



THE PROBLEM

The number of people killed on our nation's roads has fallen dramatically in recent years – 37,423 in 2008 to 32,367 in 2011. But this movement Toward Zero Deaths has a significant blindspot: The number of bicyclist and pedestrian deaths is on the rise.

Pedestrian and bicyclist fatalities have increased from 12% of all roadway deaths in 2008 to almost 16% in 2011.

Even as the number of fatalities has increased, the attention to bicycle and pedestrian safety has not. Less than 0.5% of federal Highway Safety Funds are spent improving bicyclist and pedestrian safety. Currently, there is no incentive or guidance given to states to reduce the annual toll of 5,000 pedestrian and cyclist deaths.

THE SOLUTION

MAP-21, the new transportation law, provides a solution. The U.S. Department of Transportation must set safety performance measures for reducing fatalities and serious injuries. We believe the U.S. Department of Transportation should set a national performance goal to reduce bicyclist and pedestrian fatalities. These performance measures will allow maximum flexibility to state and local governments to achieve those goals.

“There is now growing evidence to suggest that cities with higher bicycling rates also have better road safety records.”

— Wesley E. Marshall, Department of Civil Engineering at University of Colorado-Denver, and Norman W. Garrick, Department of Civil & Environmental Engineering at the University of Connecticut.



BICYCLING MEANS BUSINESS SOUTH CAROLINA - 4

FEDERAL INVESTMENT IN SOUTH CAROLINA

\$6,887,144

AVERAGE ANNUAL FUNDS FROM TRANSPORTATION ENHANCEMENTS,
SAFE ROUTES TO SCHOOL, AND RECREATIONAL TRAILS

AVERAGE BIKING AND WALKING
PROJECTS PER YEAR » **42**

RETURN ON INVESTMENT FOR SOUTH CAROLINA

\$52,730,000

ANNUAL GROSS INCOME FROM BICYCLE RETAIL STORES

JOBS » **1,037**

“Receiving this [Bicycle Friendly Community] designation... is not only a tremendous honor, but a testament to Rock Hill’s commitment to providing the highest quality of life for all citizens.”

- Rock Hill Mayor Doug Echols

RETURN ON INVESTMENT FOR SOUTH CAROLINA - 4

\$18,470,000

ANNUAL GROSS INCOME FROM BICYCLE RETAIL STORES

JOBS » **189**

EXAMPLES OF BICYCLE FRIENDLY SOUTH CAROLINA

Columbia
Greenville
Rock Hill
Spartanburg

Charleston
Hilton Head Island
Bees Ferry Veterinary Hospital
Fluor

Swamp Rabbit Cafe and Grocery
Caine Halter Family YMCA
Charleston Civic Design Center
Mary Black Foundation

The Hawley Company
TTR Bikes
Upstate Forever

**WILL YOU VISIT A LOCAL PROJECT THAT'S MAKING
OUR COMMUNITY BIKE FRIENDLY?**

Learn more at WWW.BIKELEAGUE.ORG

TOWARD ZERO DEATHS – FIXING A SAFETY BLINDSPOT

WILL YOU SUPPORT A NATIONAL PERFORMANCE MEASURE TO REDUCE BICYCLIST AND PEDESTRIAN DEATHS?

FATALITIES VS. SAFETY SPENDING



SOURCE FOR ROADWAY FATALITIES: FARS DATA 2008-2011 SOURCE FOR HSIP SPENT ON B/P: FMIS DATA 2008-2011

PERCENT CHANGE IN FATALITIES 2010-2011



THE PROBLEM

The number of people killed on our nation's roads has fallen dramatically in recent years – 37,423 in 2008 to 32,367 in 2011. But this movement Toward Zero Deaths has a significant blindspot: The number of bicyclist and pedestrian deaths is on the rise.

Pedestrian and bicyclist fatalities have increased from 12% of all roadway deaths in 2008 to almost 16% in 2011.

Even as the number of fatalities has increased, the attention to bicycle and pedestrian safety has not. Less than 0.5% of federal Highway Safety Funds are spent improving bicyclist and pedestrian safety. Currently, there is no incentive or guidance given to states to reduce the annual toll of 5,000 pedestrian and cyclist deaths.

THE SOLUTION

MAP-21, the new transportation law, provides a solution. The U.S. Department of Transportation must set safety performance measures for reducing fatalities and serious injuries. We believe the U.S. Department of Transportation should set a national performance goal to reduce bicyclist and pedestrian fatalities. These performance measures will allow maximum flexibility to state and local governments to achieve those goals.

“There is now growing evidence to suggest that cities with higher bicycling rates also have better road safety records.”

— Wesley E. Marshall, Department of Civil Engineering at University of Colorado-Denver, and Norman W. Garrick, Department of Civil & Environmental Engineering at the University of Connecticut.