



# BICYCLE FRIENDLY STATE

## WISCONSIN



### 2018 PROGRESS REPORT

#26

2017 ranking

TOTAL COUNTS  
 BICYCLE FRIENDLY COMMUNITIES 18  
 BICYCLE FRIENDLY BUSINESSES 42  
 BICYCLE FRIENDLY UNIVERSITIES 5

REGION: MIDWEST

### 2018 Progress Report

Wisconsin, according to federal data, has consistently better outcomes for people who bike, but has not committed to funding improvements for people who bike and walk and has not shown improvements over the last decade.

The picture painted by federal data seems to be reflected in the updates from the Wisconsin Bicycle Federation and Wisconsin Department of Transportation, which describe mixed or modest efforts to improve bicycling in the state.

#### Bicycle Friendly Actions ✓ = New Progress in 2018

Complete Streets Law / Policy	No
Safe Passing Law (3ft+)	Yes
Statewide bike plan in last 10 years	No
Bicycle Safety Emphasis Area	Yes
2% or more fed funds on bike/ped (in last five fiscal years)	No

#### Featured Statewide Member - Wisconsin Bicycle Federation



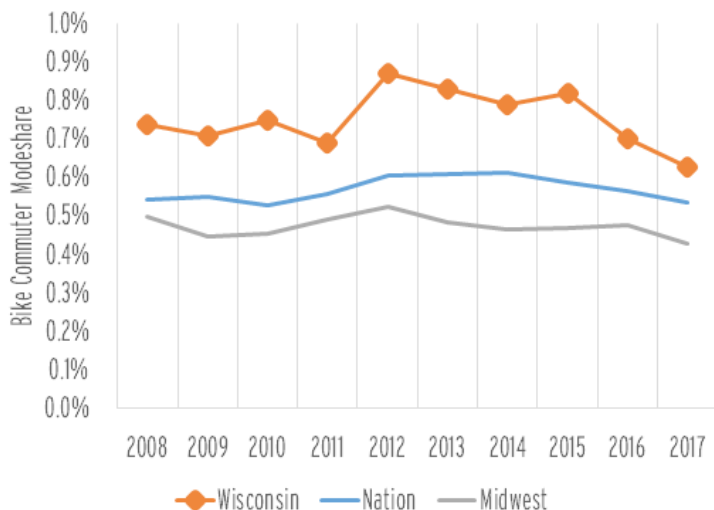
WISCONSIN BIKE FED

According to the Wisconsin Bicycle Federation, there are some mixed signals in Wisconsin. From a national perspective, the story of Wisconsin in recent years is pulling back from bicycle and pedestrian investments through the repeal of the state's complete streets law (the only state to repeal such a law) and prohibiting local authorities from using eminent domain to acquire right of way for bikeways, as they can for highways and sidewalks.

However, despite these actions by the state legislature, the Wisconsin Department of Transportation continues to install larger shoulders along known bicycle routes and Wisconsin has a strong Vision Zero program that is focused on reducing bicyclist and pedestrian fatalities and serious injuries.

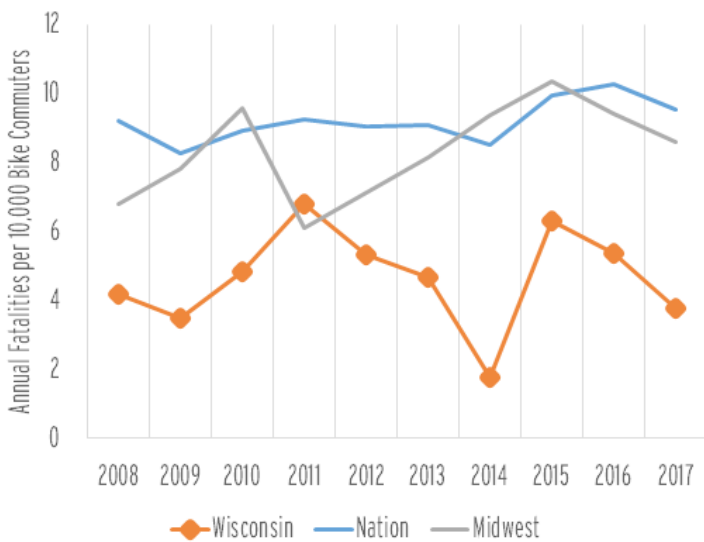
The "Zero in Wisconsin" initiative helps train police officers on bicycle safety through Bureau of Transportation Safety grants.

Federal Data on Biking		Ten-Year Trend	Ten-Year Rank
Ridership	0.8% of commuters biking to work	Slight decrease in bike commuting	14/50

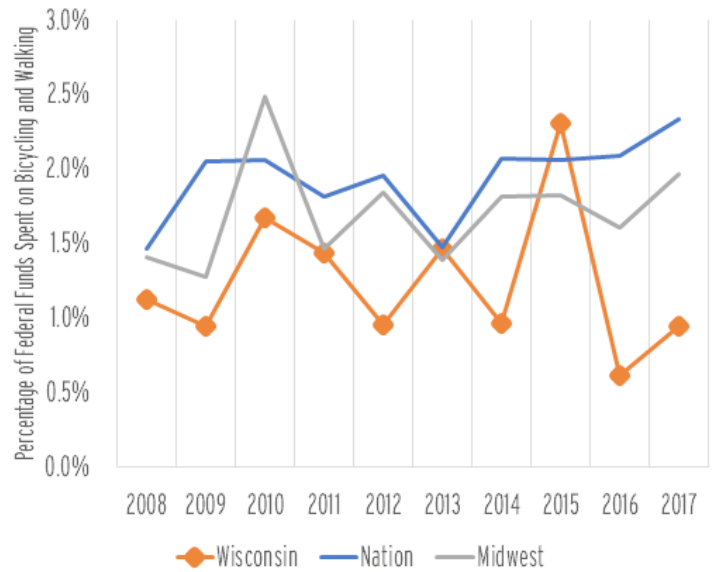


This Progress Report provides an update on Wisconsin's efforts related to bicycling. A full report card based upon a comprehensive survey is available at: <http://bikeleague.org/content/state-report-cards>

Federal Data on Biking		Ten-Year Trend	Ten-Year Rank
<b>Safety</b>	<b>4.7</b> fatalities per 10k bike commuters	<b>More dangerous, but not strongly</b>	<b>14/50</b>



Federal Data on Biking		Ten-Year Trend	Ten-Year Rank
<b>Spending</b>	<b>1.2%</b> of FHWA spending on biking and walking	<b>Slight decrease in funding</b>	<b>38/50</b>



## Featured Agency - Wisconsin Department of Transportation

In 2017, the Wisconsin Department of Transportation began a Teaching Bicycle Safety program. This program is “a Train-the-Trainer workshop designed to provide adult students with the skills to host a youth bicycle rodeo in their local communities.”

The Wisconsin DOT has not adopted a statewide bicycle plan since 1998, when it adopted “Wisconsin Bicycle Transportation Plan 2020.”

According to data reported to the Federal Highway Administration for the Transportation Alternatives Set-Aside program, Wisconsin provided funding to approximately 55% of the applications for funding to that program in fiscal year 2017.



JOIN US. #IBIKEIVOTE

Every member organization of the League of American Bicyclists gets free access to a powerful advocacy software package. In 2017, the League facilitated over a dozen actions that engaged thousands of people. In New Jersey, these efforts led to a law that requires that drivers are educated about bicyclist and pedestrian safety as part of their driver's license training.

Learn about current actions and how your organization can use our tools at <https://bikeleague.org/TakeAction>