



BICYCLE FRIENDLY STATE



2018 PROGRESS REPORT

#25

2017 ranking

TOTAL COUNTS
 BICYCLE FRIENDLY COMMUNITIES 11
 BICYCLE FRIENDLY BUSINESSES 36
 BICYCLE FRIENDLY UNIVERSITIES 6

TEXAS

REGION: SOUTH

2018 Progress Report

Texas is similar to many states in the South according to its federal data indicators.

The rate of bicycling to work closely mirrors the Southern regional average over the last decade. While Texas had a better rate of bicyclist traffic fatalities than the Southern regional average in each year, it still ranks worse than 39 other states over the last decade.

While the state has a Strategic Direction Report created in 2015 the state could use a real statewide bicycle and pedestrian plan to help guide to help it break out from having weak trends that generally reflect little change over time in its federal data indicators.

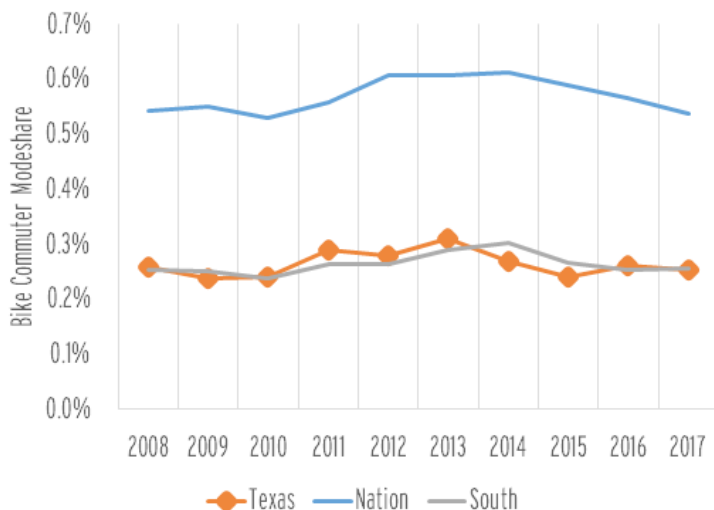
Bicycle Friendly Actions ✓ = New Progress in 2018	
Complete Streets Law / Policy	Yes
Safe Passing Law (3ft+)	No
Statewide bike plan in last 10 years	No
Bicycle Safety Emphasis Area	Yes
2% or more fed funds on bike/ped (in last five fiscal years)	No

Featured Statewide Member - Bike Texas

BikeTexas advances bicycle access, safety, and education. We encourage and promote bicycling, increased safety, and improved conditions. We unite and inspire people and provide a cohesive voice for people who ride bikes in Texas.

BikeTexas envisions millions of people riding bikes. Bicycling is an everyday, mainstream activity in communities across Texas. Bicycling is recognized, accommodated, and funded as a legitimate and essential mode of transportation throughout Texas. Texas residents embrace a healthy and active lifestyle that includes safe and convenient active transportation options. As a result, Texas communities benefit from improved health, stronger economies, and a higher quality of life. Texas is a national model for innovative bicycle-friendly transportation facilities and programs.

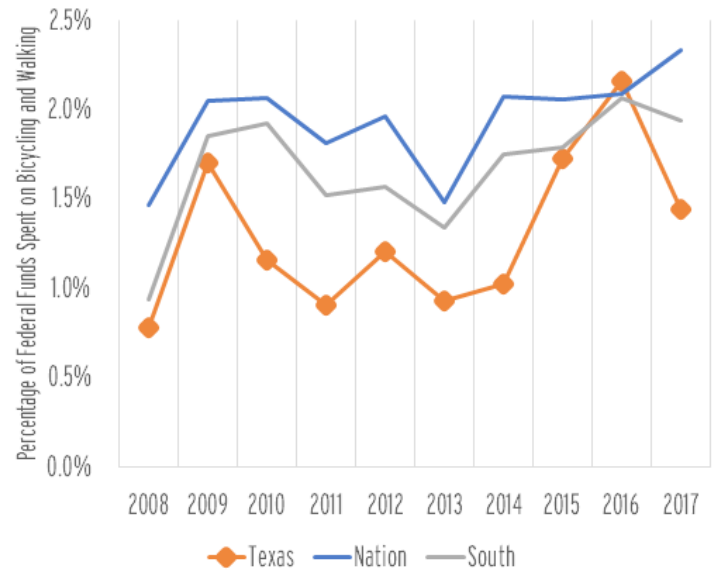
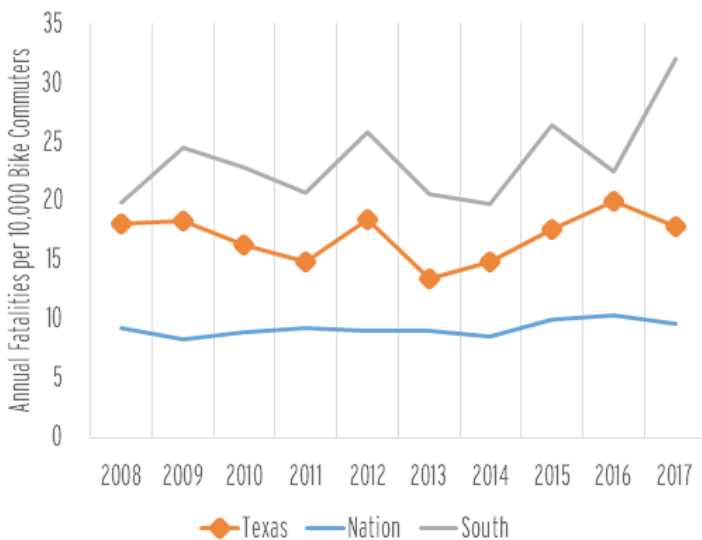
Federal Data on Biking		Ten-Year Trend	Ten-Year Rank
Ridership	0.3% of commuters biking to work	Slight increase in bike commuting	40/50



This Progress Report provides an update on Texas's efforts related to bicycling. A full report card based upon a comprehensive survey is available at: <http://bikeleague.org/content/state-report-cards>

Federal Data on Biking		Ten-Year Trend	Ten-Year Rank
Safety	17 fatalities per 10k bike commuters	More dangerous, but not strongly	40/50

Federal Data on Biking		Ten-Year Trend	Ten-Year Rank
Spending	1.3% of FHWA spending on biking and walking	Slight increase in funding	36/50



Featured Agency - Texas Department of Transportation

"TxDOT's Bicycle Program has engaged in a number of recent activities that advance the consideration of bicyclists and pedestrians, which include but are not limited to:

- Continued administration of Transportation Alternatives program funding
- Completion of TxDOT's Bicycle Tourism Trails Study which examines linking Texas cities, national/state parks, and other bicycle destinations together with safe bikeways.
- Implementation of research efforts to establish and maintain a statewide bicycle and pedestrian count database
- Development of seasonal adjustment factors for short-term bike/ped counts, as well as adjustment factors for crowdsourced (Strava) bicycling data, which provide planners and engineers an understanding of bike/ped activity where count data is limited or absent.

TxDOT's Strategic Direction Report for TxDOT's Bicycle Program (2015) is a planning document that identified near-term strategies in six focus areas. The report serves as the basis for efforts undertaken by TxDOT's Statewide Bicycle Program in coordination with TxDOT's Bicycle Advisory Committee. See: <https://www.txdot.gov/inside-txdot/modes-of-travel/bicycle/plan-design/strategic.html>"



JOIN US. #IBIKEIVOTE

Every member organization of the League of American Bicyclists gets free access to a powerful advocacy software package. In 2017, the League facilitated over a dozen actions that engaged thousands of people. In New Jersey, these efforts led to a law that requires that drivers are educated about bicyclist and pedestrian safety as part of their driver's license training.

Learn about current actions and how your organization can use our tools at <https://bikeleague.org/TakeAction>