



BICYCLE FRIENDLY STATE

NEW HAMPSHIRE



2018 PROGRESS REPORT

#34

2017 ranking

TOTAL COUNTS
 BICYCLE FRIENDLY COMMUNITIES 5
 BICYCLE FRIENDLY BUSINESSES 1
 BICYCLE FRIENDLY UNIVERSITIES 2

REGION: EAST

2018 Progress Report

New Hampshire's federal data is skewed by one-year spikes. As a smaller and more rural state, it is possible that New Hampshire is more susceptible to irregular data.

It's one-year spike in the rate of bicyclist traffic fatalities represents five bicyclist traffic deaths, while its rate has been in line with the Eastern regional average when it has had two bicyclist traffic deaths.

The one-year spike in federal funding in 2015, which led to the third highest utilization of federal funds for bicycling and walking in the last decade, represents slightly more than \$10 million in funding, which is less than 27 states spent on bicycling and walking that year.

Bicycle Friendly Actions ✓ = New Progress in 2018	
Complete Streets Law / Policy	No
Safe Passing Law (3ft+)	Yes
Statewide bike plan in last 10 years	No
Bicycle Safety Emphasis Area	Yes
2% or more fed funds on bike/ped (in last five fiscal years)	Yes

Featured Statewide Member - Bike Walk New Hampshire



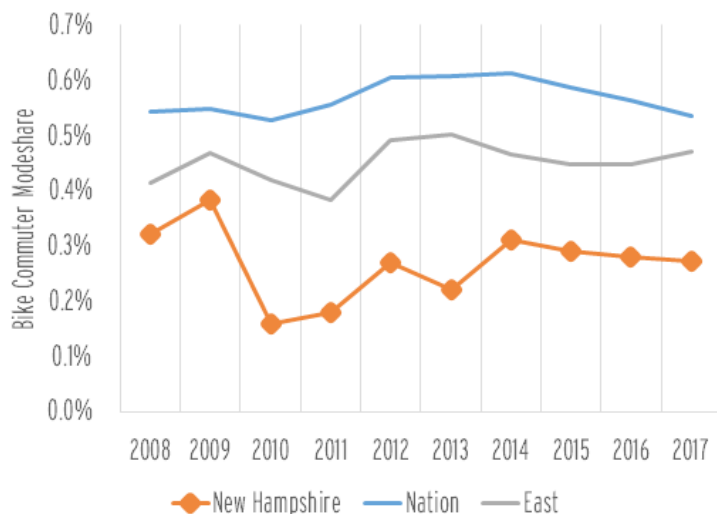
According to Bike Walk New Hampshire there have been some positive improvements in New Hampshire, but political will is lacking for bolder efforts.

The New Hampshire legislature took a positive step by passing HB 1731, which allows motorists to cross a centerline in order to give sufficient space to bicyclists and pedestrians when it is safe to do so. This change complements New Hampshire's existing safe passing law. HB 1731 also provided for minor changes that updated New Hampshire law to allow bicyclists to use modern flashing lights and to signal right turns using their right arm.

Unfortunately, efforts to create a statewide Complete Streets policy seem stalled. To build support for such as policy advocates are looking at getting more communities to enact Complete Streets policies. Currently, 12 communities have taken some Complete Streets action according to the National Complete Streets Coalition.

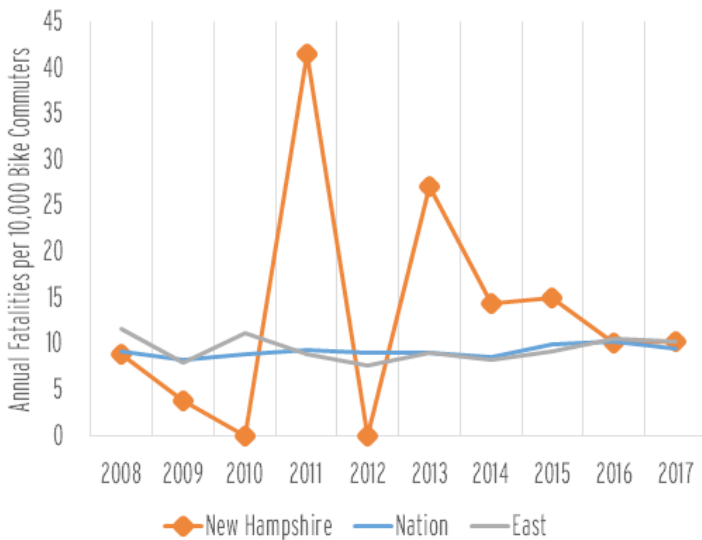
An emerging issue is e-bike legislation in the state. While New Hampshire's e-bike laws are rated "acceptable" by the bicycle industry, advocates indicate that there is confusion about which types of e-bikes can be ridden on different surfaces and trails.

Federal Data on Biking		Ten-Year Trend	Ten-Year Rank
Ridership	0.3% of commuters biking to work	Slight decrease in bike commuting	39/50

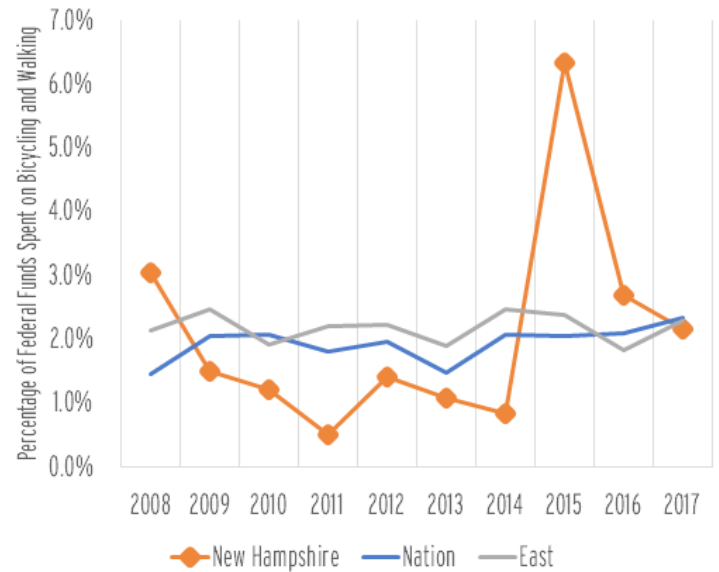


This Progress Report provides an update on New Hampshire's efforts related to bicycling. A full report card based upon a comprehensive survey is available at: <http://bikeleague.org/content/state-report-cards>

Federal Data on Biking		Ten-Year Trend	Ten-Year Rank
Safety	13.1 fatalities per 10k bike commuters	One of 15 most more dangerous	36/50



Federal Data on Biking		Ten-Year Trend	Ten-Year Rank
Spending	2.1% of FHWA spending on biking and walking	One of 5 largest increases in funding	18/50



Featured Agency - New Hampshire Department of Transportation

"A statewide level of traffic stress map was developed along with GIS tools to help inform the Department as well as stakeholders as to bicycle network characteristics and gaps which can be used to help project selection." This map may inform a new pedestrian and bicycle plan to be developed later this year.

The state also highlights "The Granite State Rail Trail, a trail that will eventually run from the MA to VT border has been growing steadily with sections in Lebanon and Derry being recently completed."

Finally, "A "Complete Streets" conference is planned for Fall 2018."



JOIN US. #IBIKEIVOTE

Every member organization of the League of American Bicyclists gets free access to a powerful advocacy software package. In 2017, the League facilitated over a dozen actions that engaged thousands of people. In New Jersey, these efforts led to a law that requires that drivers are educated about bicyclist and pedestrian safety as part of their driver's license training.

Learn about current actions and how your organization can use our tools at <https://bikeleague.org/TakeAction>