



BICYCLE FRIENDLY STATE

MINNESOTA



2018 PROGRESS REPORT

#2

2017 ranking

TOTAL COUNTS

BICYCLE FRIENDLY COMMUNITIES	25
BICYCLE FRIENDLY BUSINESSES	69
BICYCLE FRIENDLY UNIVERSITIES	4

REGION: MIDWEST

2018 Progress Report

Minnesota, according to its federal data, is mostly a model of consistency. Both of the outcome federal data indicators on the rate of bicycling to work and the rate of bicyclist traffic fatalities show strong and steady performance consistently better than either the national or Midwestern regional averages.

Minnesota's data on the use of federal funding for bicycling and walking shows a bit more variability, but overall has the third best average rate of funding over the last decade.

While none of the indicators show a leading trend, all show improvement over time in a state that started in a good place for bicycling.

Bicycle Friendly Actions ✓ = New Progress in 2018

Complete Streets Law / Policy	Yes
Safe Passing Law (3ft+)	Yes
Statewide bike plan in last 10 years	Yes
Bicycle Safety Emphasis Area	Yes
2% or more fed funds on bike/ped (in last five fiscal years)	Yes

Featured Statewide Member - The Bicycle Alliance of Minnesota (BikeMN)



BICYCLE ALLIANCE OF MINNESOTA

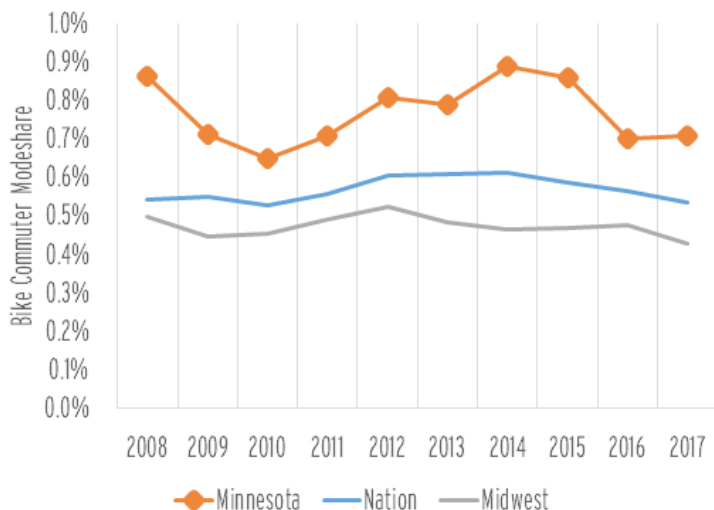
The Bicycle Alliance of Minnesota (BikeMN) was formally created on October 28, 2008. Shortly thereafter, the newly formed board of directors hired the first fulltime staff member, Executive Director Dorian Grilley.

After many years, what truly stands out about BikeMN are the great strides made by the organization tackling the issues faced Minnesota's pedestrian and bicycling communities.

To serve them, BikeMN has identified four program areas:

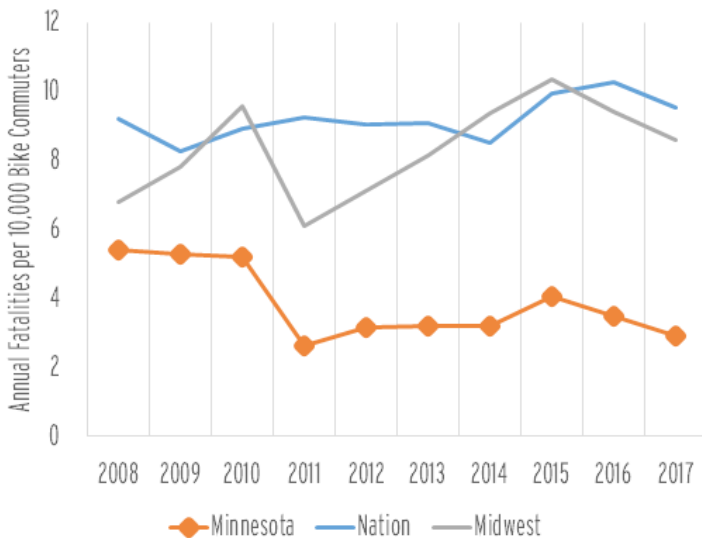
- **ADVOCACY** for bicycle friendly laws, policies, projects and programs.
- **EDUCATION** of drivers and bicyclists using a national curriculum.
- **ENCOURAGEMENT** of biking through events and promotions.
- **TECHNICAL ASSISTANCE** to businesses and communities to be more bicycle friendly.

Federal Data on Biking		Ten-Year Trend	Ten-Year Rank
Ridership	0.8% of commuters biking to work	Slight increase in bike commuting	13/50

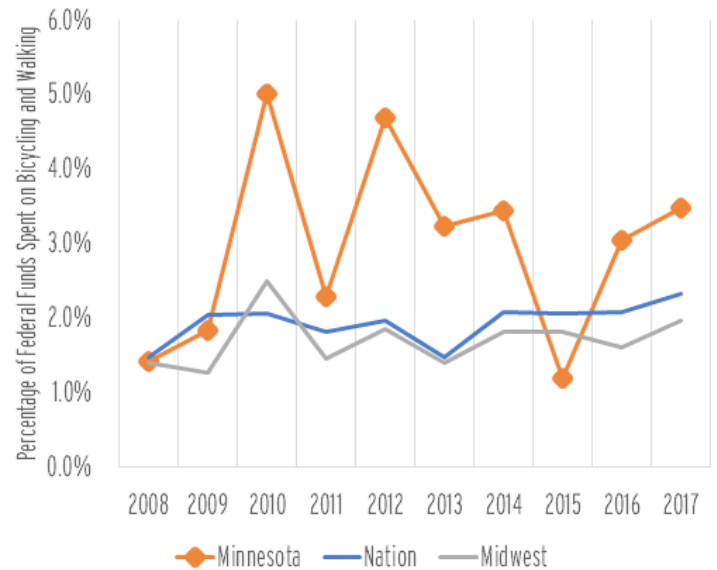


This Progress Report provides an update on Minnesota's efforts related to bicycling. A full report card based upon a comprehensive survey is available at: <http://bikeleague.org/content/state-report-cards>

Federal Data on Biking		Ten-Year Trend	Ten-Year Rank
Safety	3.8 fatalities per 10k bike commuters	One of 10 most more safe	7/50



Federal Data on Biking		Ten-Year Trend	Ten-Year Rank
Spending	3% of FHWA spending on biking and walking	Slight increase in funding	3/50



Featured Agency - Minnesota Department of Transportation

MnDOT and partners are working to take state level planning and build support for local networks on upcoming road projects. This includes identifying upcoming projects with opportunities to improve the pedestrian and bicycle environment.

For projects planned for five to seven years out, MnDOT pedestrian and bicycle staff are connecting with MnDOT project managers to discuss opportunities and in some instances conduct onsite field walks to better scope project for the needs of people walking and bicycling. This shift is occurring because pedestrian and bicycle staff were giving feedback too late in the project design process.

MnDOT is hopeful this change to when input occurs will help the state identify and implement pedestrian and bicycle improvements statewide.



JOIN US. #IBIKEIVOTE

Every member organization of the League of American Bicyclists gets free access to a powerful advocacy software package. In 2017, the League facilitated over a dozen actions that engaged thousands of people. In New Jersey, these efforts led to a law that requires that drivers are educated about bicyclist and pedestrian safety as part of their driver's license training.

Learn about current actions and how your organization can use our tools at <https://bikeleague.org/TakeAction>