





# **Towards Zero Deaths – A National Challenge**

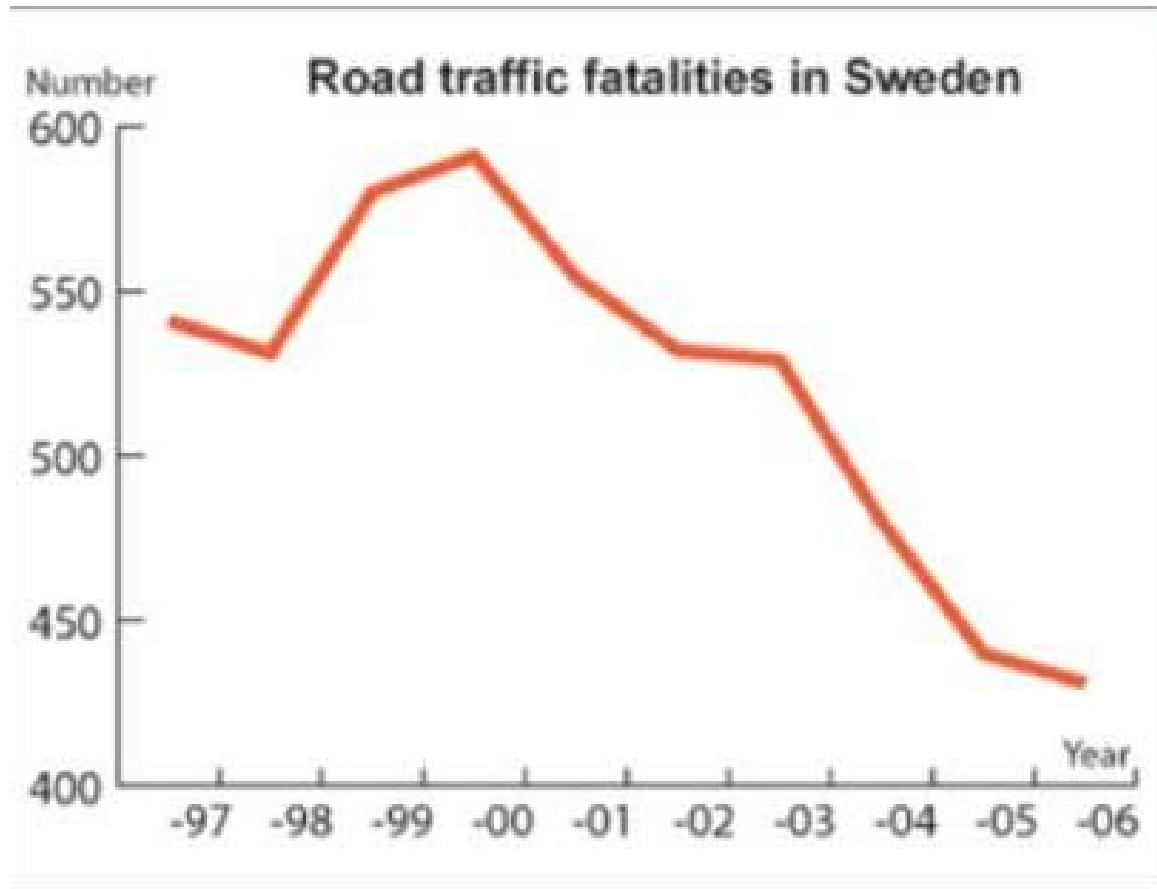
**Noah Budnick  
Transportation Alternatives, NYC**

**March 9, 2011**



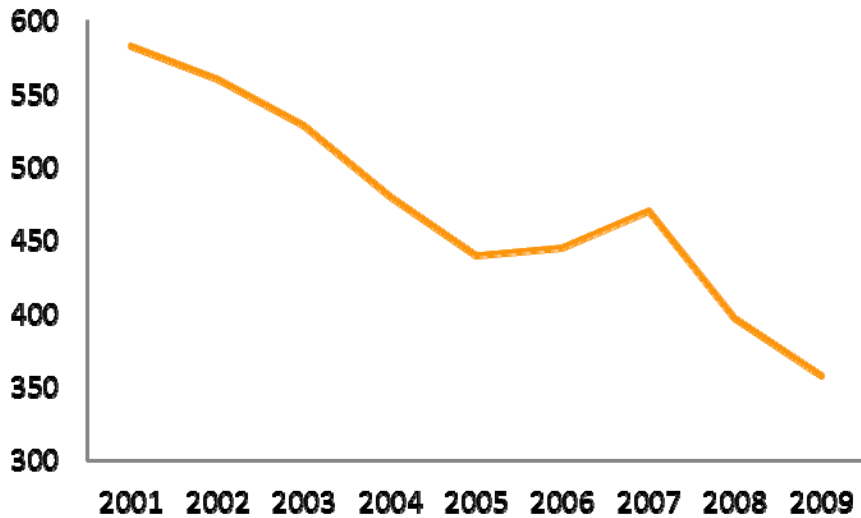
# Sweden's Vision Zero policy



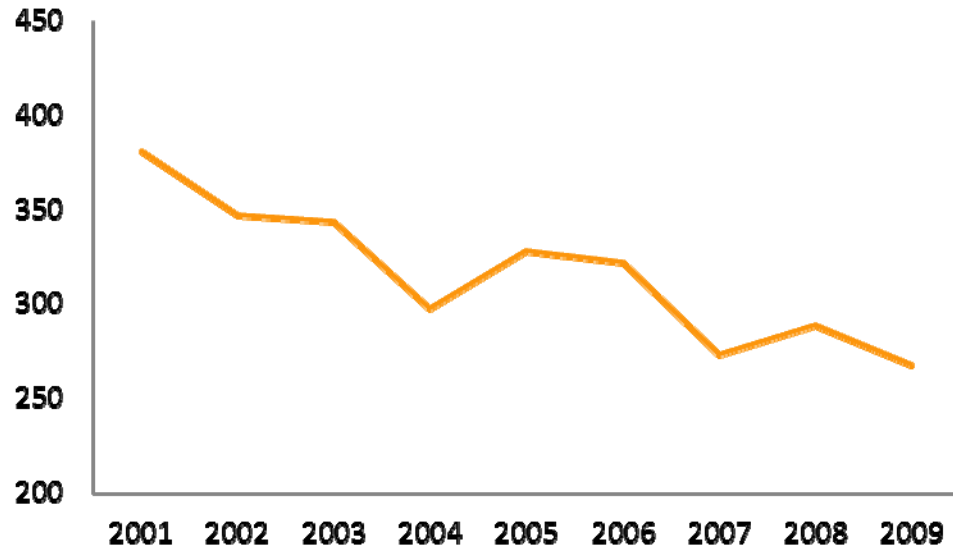


# Road Fatalities: Sweden vs. New York City

### Sweden, 2001 - 2009

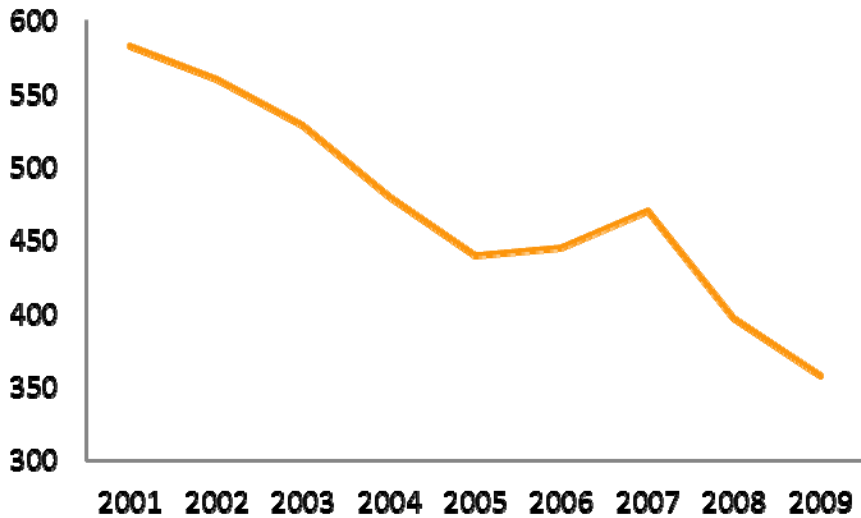


### New York City, 2001 - 2009

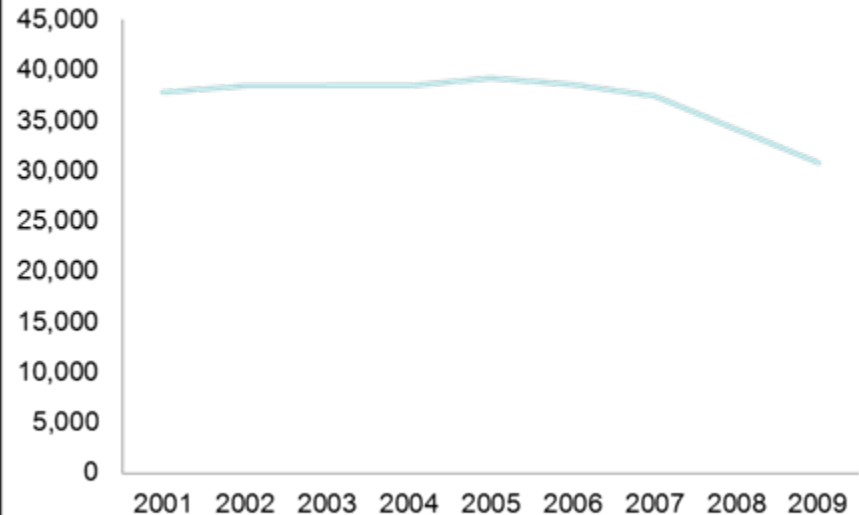


# Road Fatalities Sweden vs. United States

### Sweden, 2001 - 2009



### United States, 2001-2009



# Leading Causes of Death

United States, All Ages

2002-2006

- Heart Disease 3,318,249
- Cancer 2,787,261
- Stroke 751,133
- Respiratory Disease 628,701
- Diabetes 368,174
- Alzheimer's Disease 332,319
- Influenza & Pneumonia 309,835
- Unintentional Motor Vehicle 218,168**
- Suicide 161,515
- Liver Disease 136,858
- Hypertension 114,034
- Parkinson's Disease 92,055
- Homicide 89,424
- HIV 65,472



# Leading Causes of Injury Death

Top 5

2002-2006

New York City	New York State	United States
All Ages	All Ages	All Ages
Unintentional Fall (2200)	<b>Unintentional Motor Vehicle (7,713)*</b>	<b>Unintentional Motor Vehicle (218,168)*</b>
<b>Unintentional Motor Vehicle (1,993)*</b>	Unintentional Fall (5,128)	Unintentional Poisoning (109,106)
Homicide Firearm (1811)	Unintentional Poisoning (4,676)	Unintentional Fall (92,772)
Suicide, Hanging & Strangulation (744)	Homicide Firearm (2,740)	Suicide Firearm (84,650)
Undetermined Intent, Unspecified (626)	Suicide Firearm (2,092)	Homicide Firearm (60,516)

\*Motor Vehicle and Pedestrian Numbers Combined, where applicable.





